




TBR 2023 CATALOG

AMERICUS

Built for the American Road



TBR

★ AMERICUS

Americus tires are tailor-made for the AMERICAN road – spanning east to west and north to south. Designed to withstand hardwork and fuel great adventures, they offer unparalleled reliability. Our tires are synonymous with quality, featuring robust warranties and long-lasting performance.



TABLE OF CONTENTS

PREMIUM CLOSE SHOULDER DRIVE CS3000	4
PREMIUM OPEN SHOULDER DRIVE OS3000	6
PREMIUM ALL POSITION AP2000	8
PREMIUM STEER PS2000	10
PREMIUM MIXED SERVICE MS4000	12
REGIONAL ALL POSITION RS2000	14
ALL POSITION LT2000	16
TRAILER ST1000	18
19.5 OPEN SHOULDER DRIVE RD3000	20
LIMITED PROTECTION POLICY	22

CS3000

The **CS3000** premium closed shoulder drive is designed to meet the demands of long-haul and regional applications.

FEATURES & BENEFITS

- Solid shoulder design provides exceptional drive traction and resistance to irregular wear for longer life.
- Optimized siping and large circumferential grooves provide excellent water dispersion and traction in wet and light snow conditions.
- Specially formulated tread compound improves fuel efficiency to lower the cost of ownership.
- Integrated stone ejectors protect the tire casing by reducing stone retention and drilling.
- Upper-sidewall protection ribs provide resistance to scuffing and abrasions.



CS300



Size	LI/SR	PLY	TT/TL	TD	OD	SW	RIM Width Measure	Max Load	Stock #
11R22.5	144/142L	14	TL	26	41.5	11.0	8.25	6175/5840@105	AMD9310
11R22.5	146/143L	16	TL	26	41.5	11.0	8.25	6610/6005@120	AMD9311
11R24.5	146/143L	14	TL	26	43.5	11.0	8.25	6610/6005@105	AMD9312
11R24.5	149/146L	16	TL	26	43.5	11.0	8.25	7160/6610@120	AMD9313
295/75R22.5	144/141L	14	TL	28	39.9	11.7	9.00	6175/5675@110	AMD9315
295/75R22.5	146/143L	16	TL	28	39.9	11.7	9.00	6610/6005@120	AMD9316
285/75R24.5	144/141L	14	TL	28	41.3	11.1	8.25	6175/5676@110	AMD9320
285/75R24.5	147/144L	16	TL	28	41.3	11.1	8.25	6780/6175@120	AMD9321

Premium Close Shoulder Drive



OS3000

The **OS3000** premium open shoulder drive delivers with exceptional performance in high-demand applications and ever-changing road conditions.

FEATURES & BENEFITS

- Staggered block tread design provides excellent handling and heat dispersion to increase mileage and casing integrity.
- Optimized siping and large circumferential grooves provide excellent water dispersion and traction in wet and light snow conditions.
- Integrated tie-bars provide stable handling and reduce irregular wear for longer tread life.
- Upper-sidewall protection ribs provide resistance to scuffing and abrasions.



OS3000



Size	LI/SR	PLY	TT/TL	TD	OD	SW	RIM Width Measure	Max Load	Stock #
11R22.5	144/142L	14	TL	30	41.5	11.0	8.25	6175/5840@105	AMD9710
11R22.5	146/143L	16	TL	30	41.5	11.0	8.25	6610/6005@120	AMD9711
11R24.5	146/143L	14	TL	30	43.2	10.8	8.25	6610/6005@105	AMD9712
11R24.5	149/146L	16	TL	30	43.2	10.8	8.25	7160/6610@120	AMD9713
295/75R22.5	144/141L	14	TL	30	39.9	11.7	9.00	6175/5675@110	AMD9715
295/80R22.5	150/147L	16	TL	30	41.4	11.7	9.00	7390/6780@120	AMD9716
285/75R24.5	144/141L	14	TL	31	41.3	11.1	8.25	6175/5675@110	AMD9720

Premium Open Shoulder Drive



AP2000

The **AP2000** premium all-position tire is specially designed to cover a wide range of applications and road conditions.

FEATURES & BENEFITS

- Solid shoulder design provides exceptional steer traction and resistance to irregular wear for longer life.
- Wide footprint maximizes weight dispersion for even, uniform wear.
- Optimized shoulder fin siping and large circumferential grooves provide excellent water dispersion and traction in wet and light snow conditions.
- Upper-sidewall protection ribs provide resistance to scuffing and abrasions.




AP2000



Size	LI/SR	PLY	TT/TL	TD	OD	SW	RIM Width Measure	Max Load	Stock #
8R19.5	124/122L	12	TL	19	33.8	8.0	6.00	3525/3305@110	AMD9008
10R22.5	141/139L	14	TL	19	40.1	10.0	7.50	5675/5355@115	AMD9011
11R22.5	146/143M	16	TL	20	41.4	10.8	8.25	6610/6005@120	AMD9010
215/75R17.5	126/124L	14	TL	16	30.6	8.9	6.00	3748/3527@100	AMD9000
215/75R17.5	128/126L	16	TL	16	30.6	8.9	6.00	3968/3748@110	AMD9001
215/75R17.5	135/133L	16	TL	16	30.6	8.9	6.00	4805/4540@125	AMD9002
235/75R17.5	143/141L	16	TL	18	31.4	9.2	6.75	6005/2575@127	AMD9006
225/75R19.5	128/126M	14	TL	16	31.9	8.9	6.75	3970/3750@110	AMD9005
245/70R19.5	135/133L	16	TL	18	33.0	9.8	7.50	4805/4540@120	AMD9007
265/70R19.5	140/138L	16	TL	18	34.4	10.3	7.50	5510/5205@120	AMD9009
295/80R22.5	150/147M	16	TL	21	41.5	11.4	9.00	7390/6780@120	AMD9022
315/80R22.5	154/151J	18	TL	22	42.7	12.5	9.00	8270/7610@120	AMD9025

Premium All Position



PS2000

The **PS2000** premium long-haul steer tire is specially designed to provide consistent performance and reliable handling for the high-demand steer position.

FEATURES & BENEFITS

- Solid shoulder design with integrated relief notches provides exceptional traction and resistance to irregular wear for longer life.
- Wide footprint maximizes weight dispersion for even, uniform wear.
- Optimized shoulder fin siping and large circumferential grooves provide excellent water dispersion and traction in wet and light snow conditions.
- Upper-sidewall protection ribs provide resistance to scuffing and abrasions.
- SmartWay-certified low rolling resistance tread compound improves fuel economy and lowers the cost of ownership.




PS2000



Size	LI/SR	PLY	TT/TL	TD	OD	SW	RIM Width Measure	Max Load	Stock #
ST235/85R16	132/127L	14	TL	12	31.7	9.25	6.50	4400/3860@110	AMD9401
11R22.5	144/142L	14	TL	18	41.3	11.0	8.25	6175/5840@105	AMD9410
11R22.5	146/143L	16	TL	18	41.5	11.0	8.25	6610/6005@120	AMD9411
11R24.5	146/143L	14	TL	18	43.5	11.0	8.25	6610/6005@105	AMD9412
11R24.5	149/146L	16	TL	18	43.5	11.0	8.25	7160/6610@120	AMD9413
295/75R22.5	144/141L	14	TL	18	39.9	11.7	9.00	6175/5675@110	AMD9415
285/75R24.5	144/141L	14	TL	18	41.3	11.1	8.25	6175/5675@110	AMD9420

Premium Steer / All Position



MS4000

The **MS4000** premium mixed service design provides the durable performance necessary to meet the high demand on- and off-highway applications and road conditions.

FEATURES & BENEFITS

- Staggered block tread pattern with deep shoulder notches delivers exceptional traction both on- and off-highway.
- Specially formulated cut-and-chip resistant compound provides rugged, durable performance in off-highway conditions such as mud, sand, and gravel.
- Integrated stone ejectors protect the tire casing by reducing stone retention and drilling.
- Upper-sidewall protection ribs provide resistance to scuffing and abrasions.



MS4000



Size	LI/SR	PLY	TT/TL	TD	OD	SW	RIM Width Measure	Max Load	Stock #
7.50R16LT	122/121L	14	TL	16	31.7	8.0	6.00	3305/3195@100	AMD9260
11R22.5	146/143L	16	TL	21	41.5	11.0	8.25	6610/6005@120	AMD9210
11R24	154/151K	16	TT	20	46.7	11.5	8.00	8270/7610@120	AMD9250
11R24.5	149/146L	16	TL	20	43.5	11.0	8.25	7160/6610@120	AMD9270
12R24.5	152/149K	16	TL	22	44.7	11.8	9.00	7830/7160@120	AMD9280
12R24.5	154/151K	18	TL	22	44.7	11.8	9.00	8270/7160@135	AMD9281
315/80R22.5	157/154L	20	TL	22	42.4	12.3	9.00	9090/8270@130	AMD9221
385/65R22.5	160/-K	20	TL	20	42.2	15.2	11.75	9920@130	AMD9230

Premium Mixed Service



RS2000

The **RS2000** premium regional steer tire is engineered to perform in applications that require numerous starts and stops.

FEATURES & BENEFITS

- Solid shoulder design provides exceptional steer traction and resistance to irregular wear for longer life.
- Wide footprint maximizes weight dispersion for even, uniform wear.
- Optimized shoulder fin siping and large circumferential grooves provide excellent water dispersion and traction in wet and light snow conditions.
- Upper-sidewall protection ribs provide resistance to scuffing and abrasions.
- SmartWay-certified low rolling resistance tread compound improves fuel economy and lowers the cost of ownership.



RS2000



Size	LI/SR	PLY	TT/TL	TD	OD	SW	RIM Width Measure	Max Load	Stock #
11R22.5	144/142L	14	TL	16	41.5	11.0	8.25	6175/5840@105	AMD9610
11R24.5	146/143L	14	TL	16	43.4	11.1	8.25	6610/6005@105	AMD9611
255/70R22.5	140/137L	16	TL	16	36.6	10.0	7.50	5510/5070@120	AMD9612
295/75R22.5	144/141L	14	TL	16	39.9	11.7	9.00	6175/5675@110	AMD9615
285/75R24.5	144/141L	14	TL	16	41.3	11.1	8.25	6175/5675@110	AMD9620

Regional All Position



LT2000

The **LT2000** steer and all-position tire is specially designed for pickup and delivery heavy load usage.

FEATURES & BENEFITS

- Solid shoulder design with integrated relief notches provides exceptional traction and resistance to irregular wear for longer life.
- Optimized shoulder fin siping and large circumferential grooves provide excellent water dispersion and traction in wet and light snow conditions.
- Integrated stone ejectors protect the tire casing by reducing stone retention and drilling.
- Upper-sidewall protection ribs provide resistance to scuffing and abrasions.

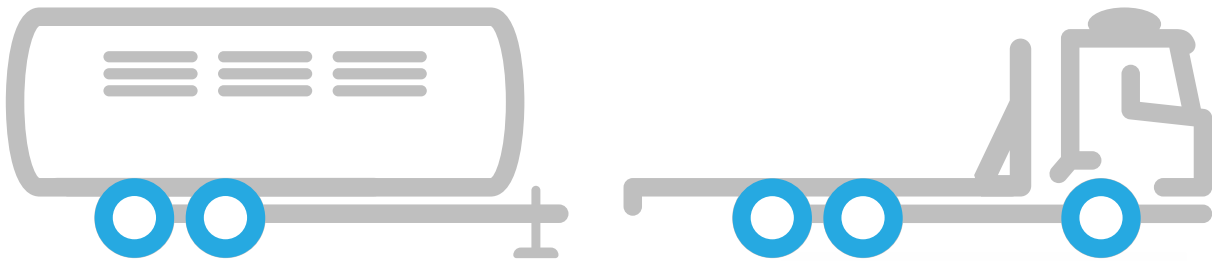


LT2000



Size	LI/SR	PLY	TT/TL	TD	OD	SW	RIM Width Measure	Max Load	Stock #
7.50R16LT	122/121L	14	TL	16	31.7	8.5	6.00	3305/3195@100	AMD9161
8.25R16LT	128/126L	16	TT	16	33.7	8.8	6.50	3970/3750@98	AMD9168
9.5R17.5	143/141J	14	TL	17	33.2	9.3	6.75	6005/5675@127	AMD9102

All Position



ST1000

The **ST1000** trailer tire is specially designed and formulated for regional and long-haul usage.

FEATURES & BENEFITS

- Solid shoulder design with integrated relief notches provides exceptional traction and resistance to irregular wear for longer life.
- Optimized shoulder fin siping and large circumferential grooves provide excellent water dispersion and traction in wet and light snow conditions.
- Integrated stone ejectors protect the tire casing by reducing stone retention and drilling.
- Upper-sidewall protection ribs provide resistance to scuffing and abrasions.



ST1000



Size	LI/SR	PLY	TT/TL	TD	OD	SW	RIM Width Measure	Max Load	Stock #
11R22.5	144/142M	14	TL	12	41.5	11.0	8.25	6175/5840@105	AMD9175
11R24.5	146/143L	14	TL	12	43.5	11.0	8.25	6610/6005@105	AMD9190
255/70R22.5	140/137M	16	TL	12	36.6	11.0	7.50	5510/5070@120	AMD9180
295/25T22.5	144/141L	14	TL	12	39.9	11.7	9.00	6175/5675@110	AMD9185

Trailer



RD3000

The **RD3000** open shoulder drive provides high mileage and durable performance for specialized applications.

FEATURES & BENEFITS

- Staggered block tread pattern delivers exceptional on-highway handling and stability.
- Optimized siping and open shoulder grooves provide excellent water dispersion and traction in wet and light snow conditions.
- Integrated stone ejectors protect the tire casing by reducing stone retention and drilling.
- Upper-sidewall protection ribs provide resistance to scuffing and abrasions.



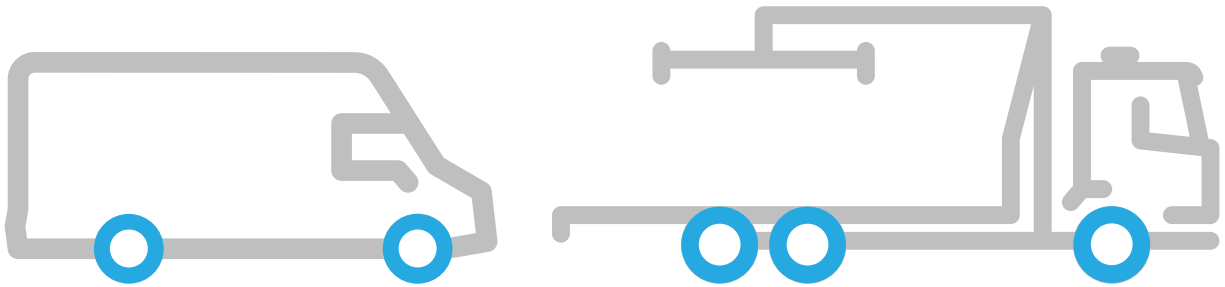


RD3000



Size	LI/SR	PLY	TT/TL	TD	OD	SW	RIM Width Measure	Max Load	Stock #
225/70R19.5	128/126M	14	TL	18	31.9	8.9	6.75	3970/3750@110	AMD9820
245/70R19.5	135/133M	16	TL	19	33.0	9.8	7.50	4805/4540@120	AMD9840

19.5 Open Shoulder Drive



4

**AMERICUS
TRIPLE
THREAT**

2

6

- *2ND RE-TREAD PROTECTION*
- *4 BELT TECHNOLOGY*
- *6/50 PROTECTION POLICY*



AMERICUS TIRES LIMITED PROTECTION POLICY

Thank you for your interest in Americus brand tires for your vehicle. We are proud of the quality and performance of the wide range of Americus products and we understand that your continued satisfaction is essential to our success.

ELIGIBILITY

This Limited Protection Policy applies to Americus brand all-steel medium truck tires purchased on or after January 1, 2020, or, in the absence of proof of purchase, tires with a manufacturing DOT code reading 0120 or later. Eligible tires are covered by this Limited Protection Policy for up to 72 months from the date of purchase or tire manufacturer date. This Limited Protection Policy applies to the original owner of new Americus branded all-steel medium truck tires that are operated in normal service, and used on the same vehicle on which they were originally installed according to the vehicle manufacturer's recommendations. Only Americus tires purchased and operated in the United States and Canada are covered by this Limited Protection Policy.

6/50 FREE REPLACEMENT LIMITED PROTECTION POLICY

Americus brand all-steel medium truck tires are covered by AOT for defects in workmanship and materials for the life of the original tread of a new tire less 2/32" (the life of the original usable tread ends when the tire tread has worn down with only 2/32" remaining, at which point the tire is considered to be fully worn out). If a defect in workmanship and materials is found in any Americus brand all-steel medium truck tire within the first 50% of tread wear (percentage will be calculated based on difference of tread tire depth minus 2/32" compared to the original tread), AOT will refund the cost of a replacement Americus brand all-steel medium truck tire plus the cost of mounting and balancing as follows:

- A) The defective Americus brand all-steel medium truck tire must be replaced with a comparable new Americus brand all-steel medium truck tire by an authorized dealer. Proof of replacement will be required.
- B) Costs of mounting and balancing will be refunded to a maximum of \$16.00 per tire. Written proof of these will be required.
- C) Applicable taxes on the new tire shall be borne by the owner.
- D) 50% free replacement applies to new first-quality tires only. Blemished, retreaded and road hazard tires are specifically excluded.

PRORATED TIRE REPLACEMENT LIMITED PROTECTION POLICY

If a defect in workmanship and materials is found in any Americus brand all-steel medium truck tire not covered in the 6/50 Free Replacement Limited Protection Policy, a credit will be given toward the purchase of a comparable new tire in proportion of the original usable tread of the new Americus brand tire (percentage will be calculated based on difference of tread tire depth minus 2/32" compared to the original tread). Applicable taxes on the new tire and costs of mounting and balancing service will be borne by the owner. Adjustment on out-of-balance or out-of-round tire is allowed only during the first 2/32" of the original tread.

CASING LIMITED PROTECTION POLICY

Americus brand all-steel medium truck tires are covered when the tire becomes unserviceable or non-retreadable due to a defect in workmanship or materials. A predetermined casing allowance will be provided. The Casing Limited Protection Policy is valid during the second retreaded life or for 72 months from the date of manufacturer, whichever comes first. The second retreaded life is considered to end when the remaining tread on the second retread reaches 2/32" or less. If an examination shows that a casing of a Americus brand all-steel medium truck tire failed from workmanship or materials, AOT will give credit toward the purchase price of a comparable new Americus brand all-steel medium truck tire in the amount indicated below:

- All 17.5 inch rim sizes: \$20.00
- All 19.5 inch rim sizes: \$20.00
- 255/70R22.5, 275/70R22.5: \$50.00
- 11R22.5, 12R22.5, 295/75R22.5, 295/80R22.5: \$60.00
- 11R24.5, 285/75R24.5: \$60.00
- 315/80R22.5, 385/65R22.5, 425/65R22.5: \$60.00

WHAT IS NOT COVERED BY THIS LIMITED PROTECTION POLICY?

- A) All AOT Protection Policies are limited to the original purchaser and the original vehicle on which they are mounted for a period of 72 months from the date of manufacture and are not assignable to subsequent purchasers or vehicles.
- B) This Limited Protection Policy is applicable only in the United States and Canada and any tire used or equipped on a vehicle registered or operated outside the United States and Canada are not covered by this Limited Protection Policy.
- C) The following is not covered by the Limited Protection Policy:
 - 1) Tire is branded or marked "Non-Adjustable" (N/A) or "Blemished" (Blem), or previously adjusted.
 - 2) Failure, damage or irregular wear due to: a) road hazards (i.e. puncture, cut, snag, impact breaks, etc.), wreck collision; b) fire, accident or vandalism; c) mechanical conditions of vehicle, including improper alignment, improper inflation, improper mounting, wheel imbalance, faulty shocks or brakes; d) overloading the tire beyond maximum load capacity stated on the sidewall; e) misapplication of tire, use of improper inner tube; f) alteration of the tire or addition of alien material or transfer from one vehicle to another; and g) radial truck tire failed due to faulty retreading or material.
 - 3) Cost of mounting and balancing service except as noted above.
 - 4) Loss of time or use, inconvenience or any incidental damages to include cost of towing or transportation, related property damage or consequential damages of any type or nature except as prohibited by law.
 - 5) Tires older than 72 months from the date of manufacture as determined by the DOT/Serial number.

OWNER'S OBLIGATIONS

In order to be eligible for the AOT Limited Protection Policy service, the owner must: A) Present the defective tire to an authorized dealer from which the original purchase was made. B) Present proof of purchase to the satisfaction of the dealer. C) Complete and sign an AOT Limited Protection Policy Claim Form, which is available at any authorized dealer. D) Pay the amount due on a new tire, less the amount of credit, including taxes, mounting and balancing charges or cost of other services rendered including FET.

DISCLAIMER

This Limited Protection Policy, or any Protection Policy stated or referred to herein, is exclusive and in lieu of any other Protection Policy regarding the quality of Thunderer brand all-steel medium truck tires, whether expressed or implied, and remedies for breach thereof shall be limited to those specifically provided herein. This Limited Protection Policy is subject to change without notice.





AmericusTire.com/TBR

American Omni Trading Company

1221 Park West Green Dr. | Katy, TX 77493
Corporate Phone | 281-600-TIRE
American-Omni.com